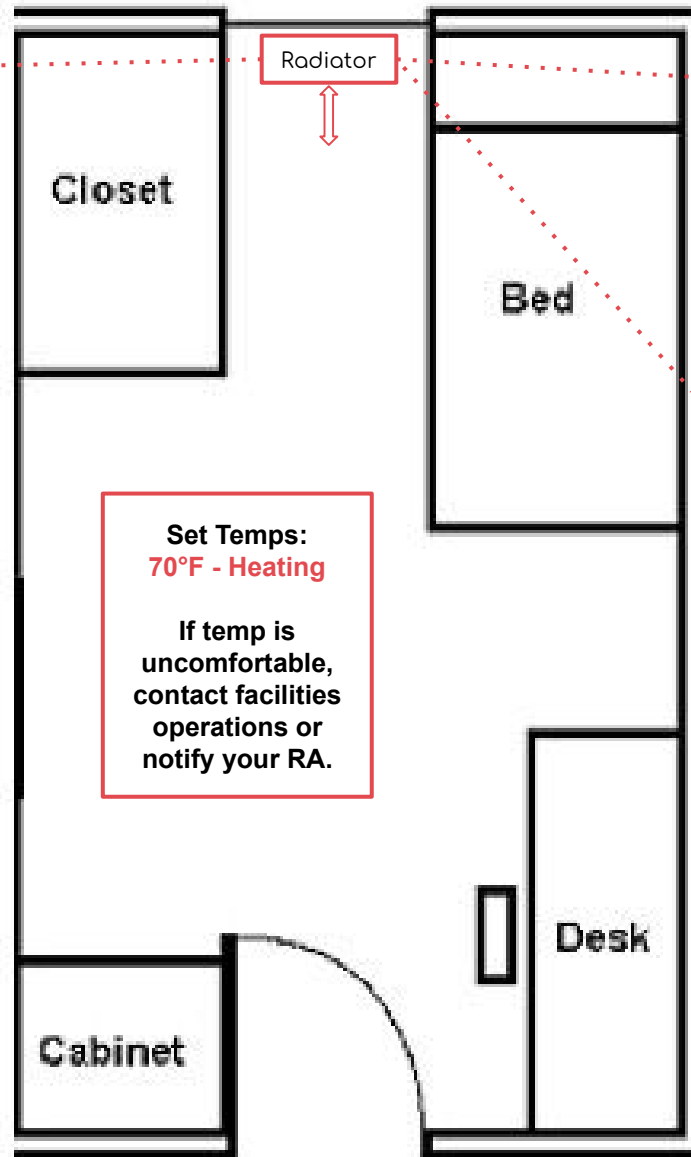


Zechiel Sustainable Layout

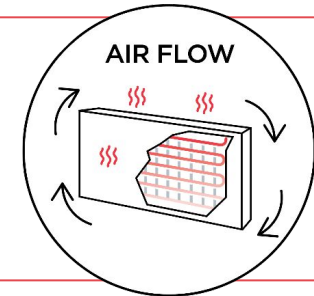
Problems? Submit a Work Order: <https://oberlin.topdesk.net/>
Contact Campus Safety for Emergencies: 440-775-8444



Water around the Radiator = Broken



Keep the top, bottom, and front of the **Radiator** uncovered



Keep items **1 ft** away from the **Radiator** to ensure proper air intake to heat the room.

Keep things **unplugged** when not using

Locking **windows** seals in heating

Closing **blinds** keeps heat out in the summer and heat inside during the winter

Not so fun facts:

Taking a shower uses the same amount of energy as keeping the lights on in 20 dorm rooms!

On the hottest and coldest days of the year, Oberlin may still use gas for energy. This means it is important to be most mindful of these tips on those days.

Set Temps:
70°F - Heating

If temp is uncomfortable, contact facilities operations or notify your RA.

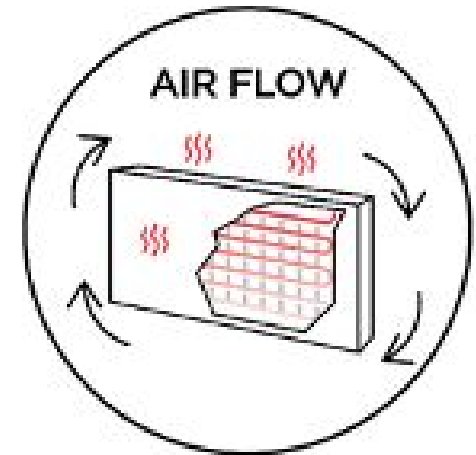
By implementing these small changes and using the heating/cooling systems efficiently, you help save energy and contribute to making Oberlin carbon neutral by 2025!

Learn more: <https://carbonneutral.oberlin.edu/>

Operating Your Heating System

Heating and cooling buildings is the largest part of our campus carbon profile. Oberlin College and Conservatory has a goal to achieve carbon neutrality by 2025. By understanding the heating system in your room and by taking a few steps, you can achieve comfort and help reduce carbon emissions on campus.

- The heating unit in your room is a radiator.
- The radiator is heated with water. The natural air flow in your room circulates around the radiator to warm the room.
- **Clear your personal items from in front of the radiator.** It is best to move all furniture, clothing, books, and other items at least 12 inches away from the radiator. This allows for proper air flow around the unit.
- If your room is too cold, please check the area around the radiator to see if there is anything blocking the air flow.



Save Energy

- Space heaters, and other appliances that produce heat, can signal to a temperature sensor or thermostat that your space has reached its set temperature, keeping the heating system from cycling on to warm the room. Oberlin has a policy restricting the use of space heaters in residential rooms, classrooms, and offices, unless they are provided by the facilities team. In addition to the issue of temperature sensor interference, space heaters are a safety concern and increase electricity demand.
- The sun can help to heat your space. If you have windows that get direct sun, you can open your blinds during the day to take advantage of solar heat gains. Remember to close blinds at night or on cold days to keep the cold outside.
- Reduce shower time to save water and energy. Energy is required to treat drinking water, heat water, and treat wastewater.

Clear items from the area in front of the radiator